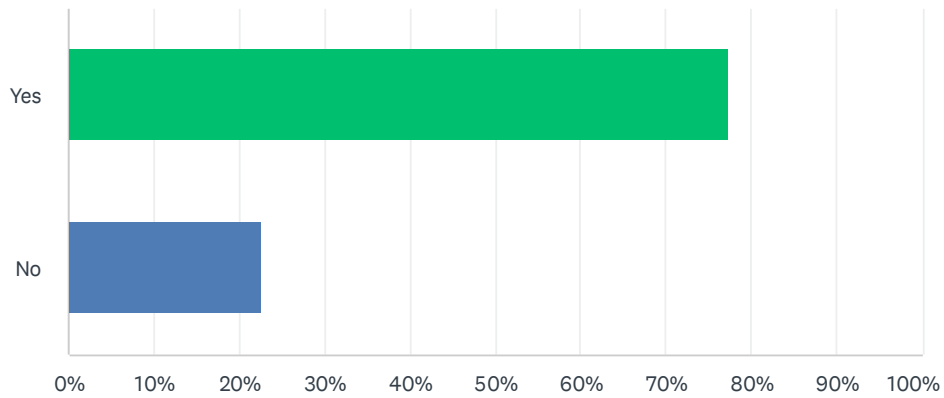


## Q1 Do you live in Las Animas County?

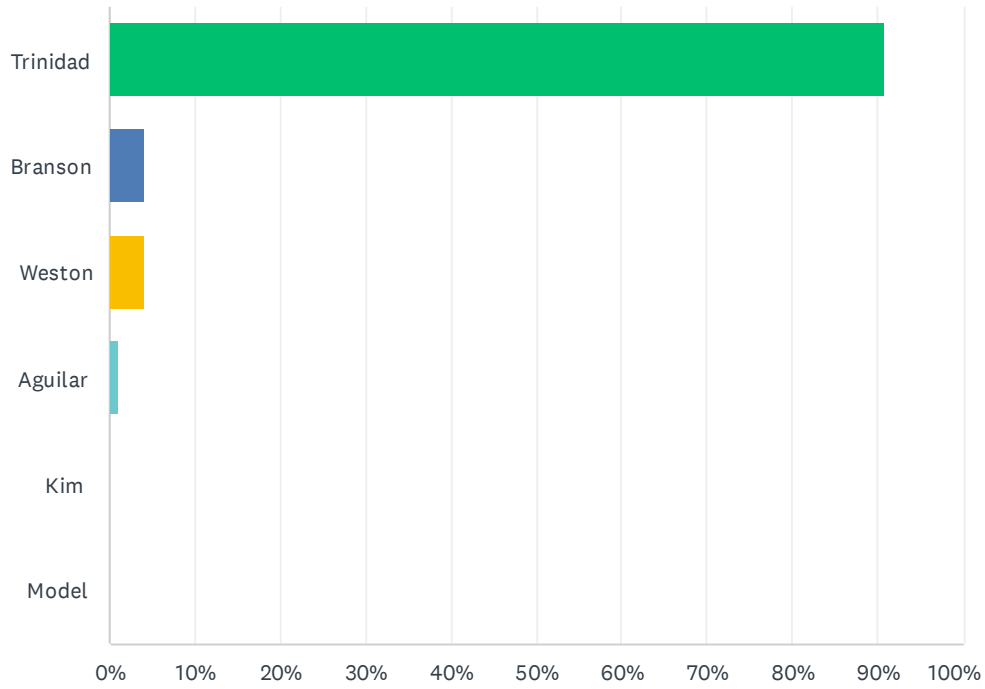
Answered: 151 Skipped: 0



ANSWER CHOICES	RESPONSES	
Yes	77.48%	117
No	22.52%	34
TOTAL		151

## Q2 Where?

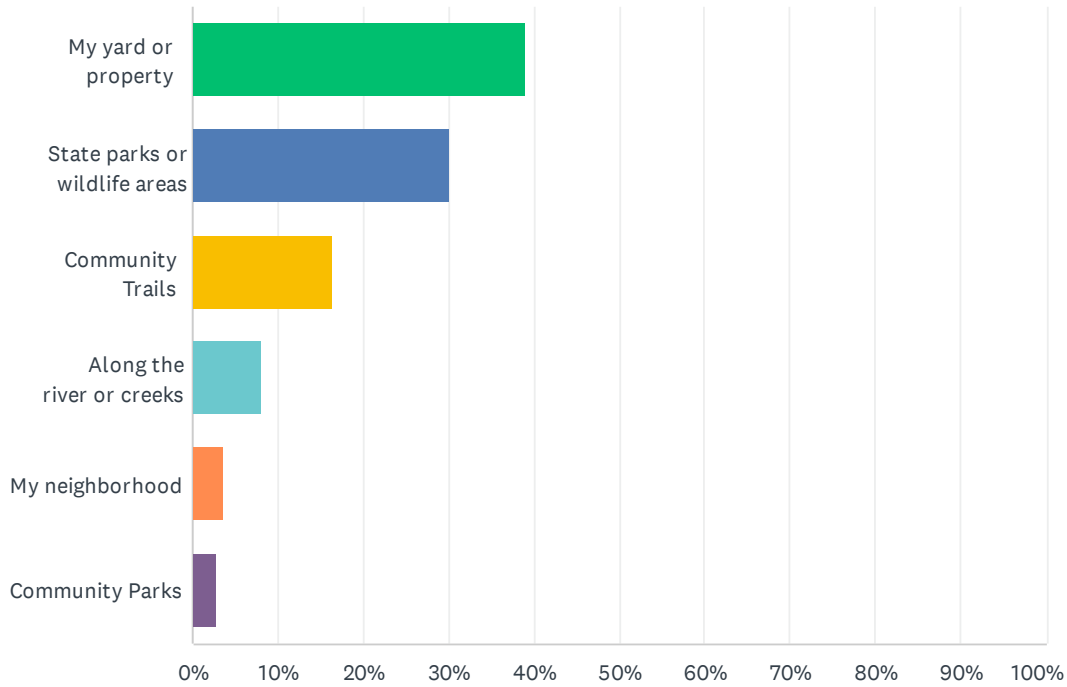
Answered: 98 Skipped: 53



ANSWER CHOICES	RESPONSES	
Trinidad	90.82%	89
Branson	4.08%	4
Weston	4.08%	4
Aguilar	1.02%	1
Kim	0.00%	0
Model	0.00%	0
<b>TOTAL</b>		<b>98</b>

### Q3 Where do you like to spend your free time outside in Las Animas County?

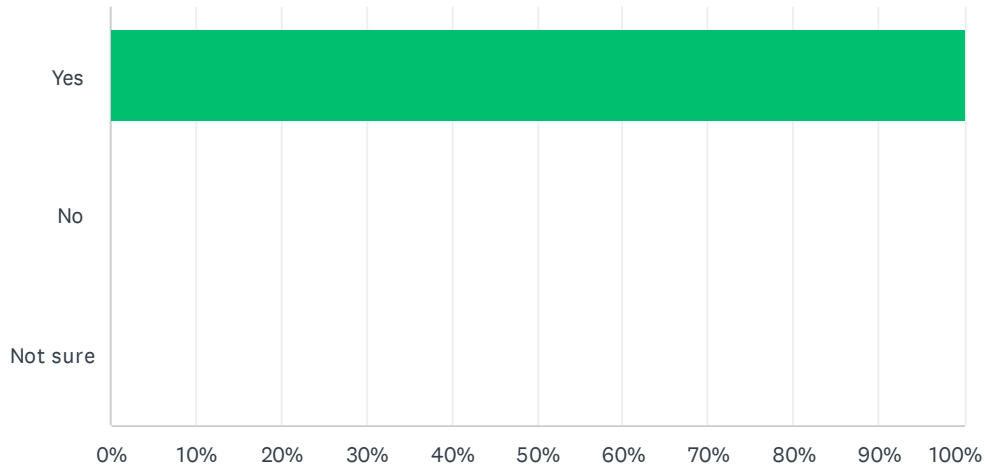
Answered: 110 Skipped: 41



ANSWER CHOICES	RESPONSES	
My yard or property	39.09%	43
State parks or wildlife areas	30.00%	33
Community Trails	16.36%	18
Along the river or creeks	8.18%	9
My neighborhood	3.64%	4
Community Parks	2.73%	3
<b>TOTAL</b>		<b>110</b>

## Q4 Have you ever visited Las Animas County and taken part in outdoor activities?

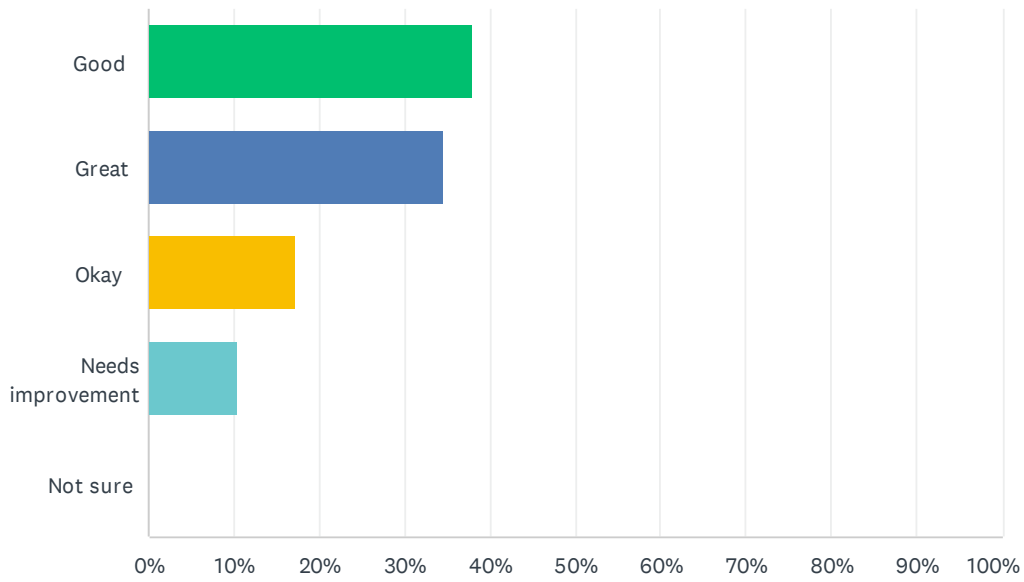
Answered: 29 Skipped: 122



ANSWER CHOICES	RESPONSES	
Yes	100.00%	29
No	0.00%	0
Not sure	0.00%	0
<b>TOTAL</b>		<b>29</b>

## Q5 How was your experience?

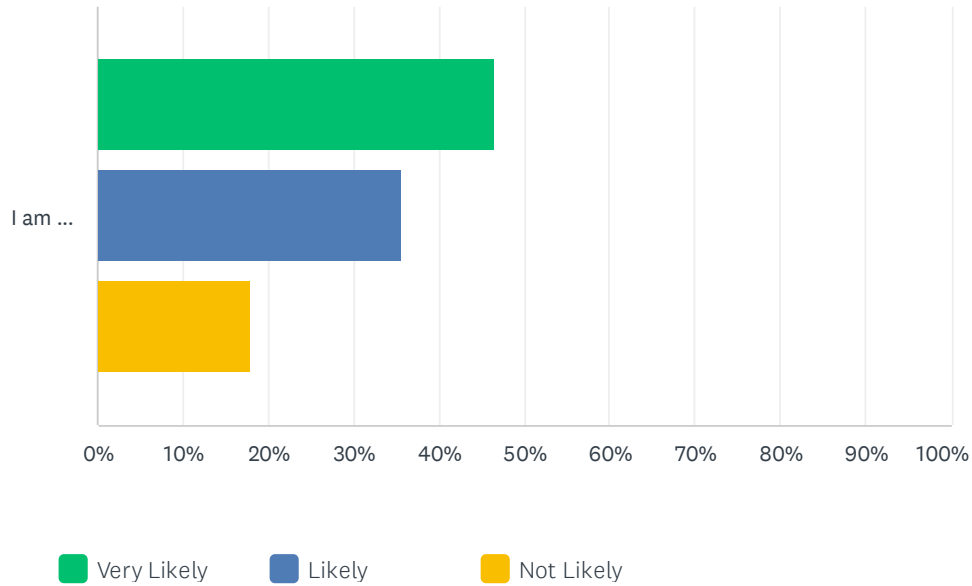
Answered: 29 Skipped: 122



ANSWER CHOICES	RESPONSES	
Good	37.93%	11
Great	34.48%	10
Okay	17.24%	5
Needs improvement	10.34%	3
Not sure	0.00%	0
<b>TOTAL</b>		<b>29</b>

### Q6 How likely are you to recommend visiting Las Animas County to friends or family to take part in outdoor activities?

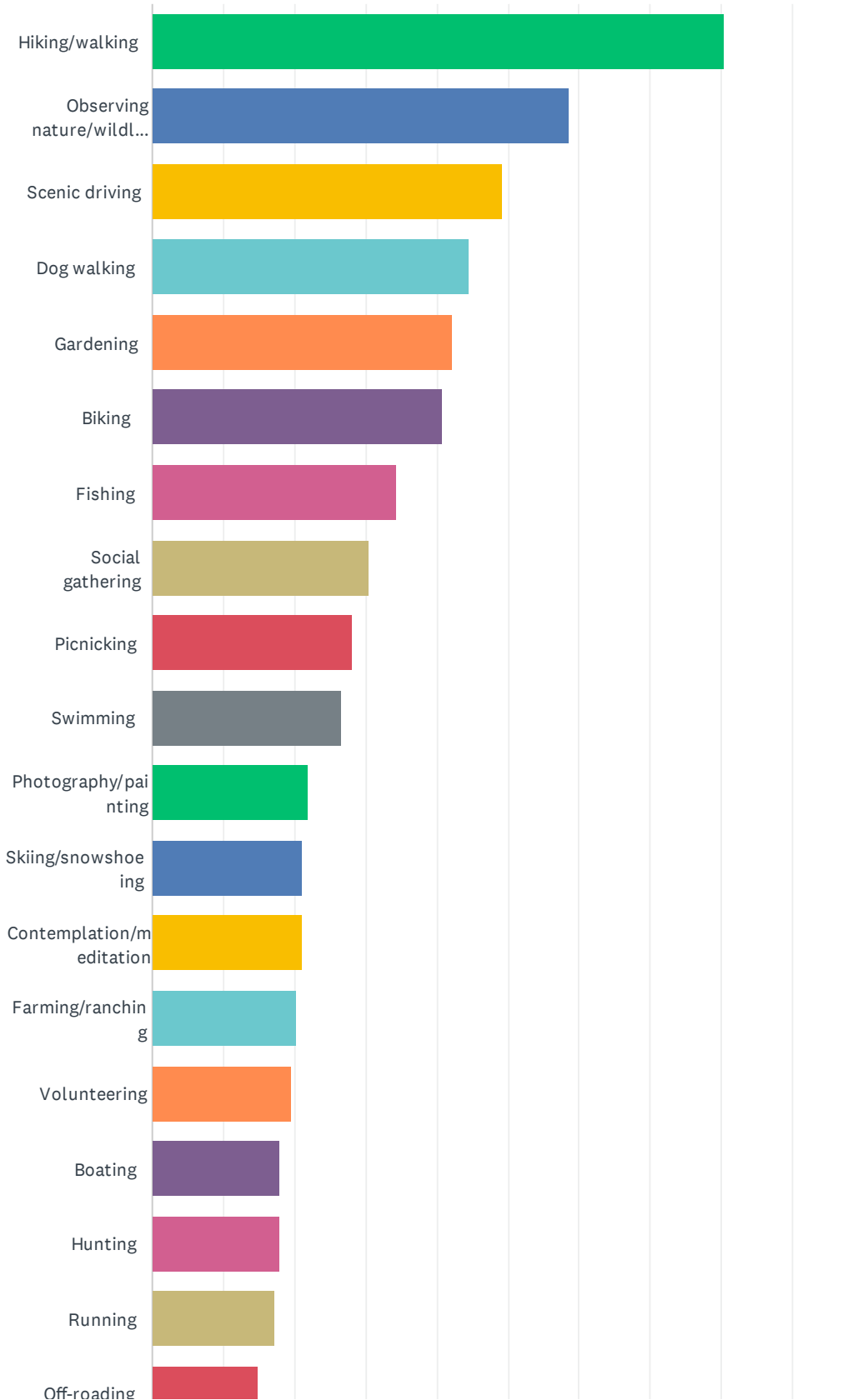
Answered: 28 Skipped: 123



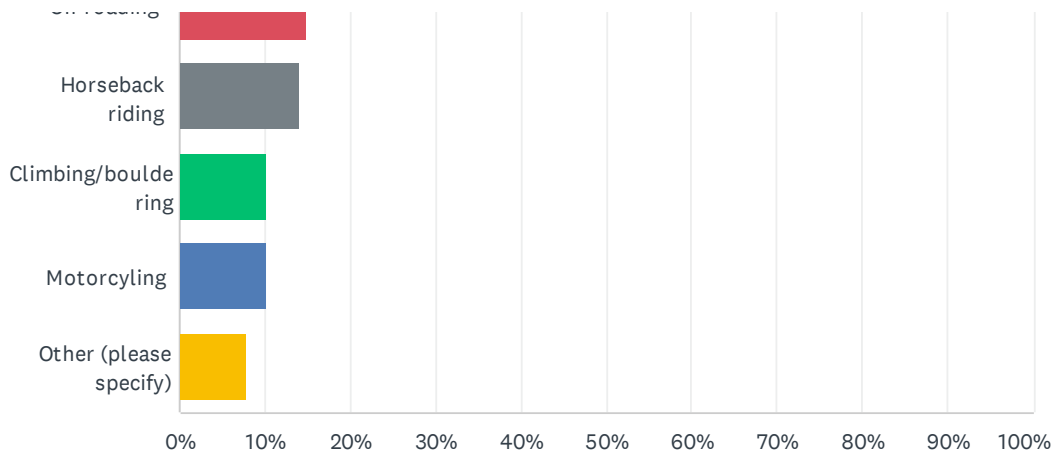
	VERY LIKELY	LIKELY	NOT LIKELY	TOTAL	WEIGHTED AVERAGE
I am ...	46.43% 13	35.71% 10	17.86% 5	28	1.71

## Q7 What are your favorite outdoor activities

Answered: 128 Skipped: 23



# Las Animas County Outdoor Rec and Economic Impact Study



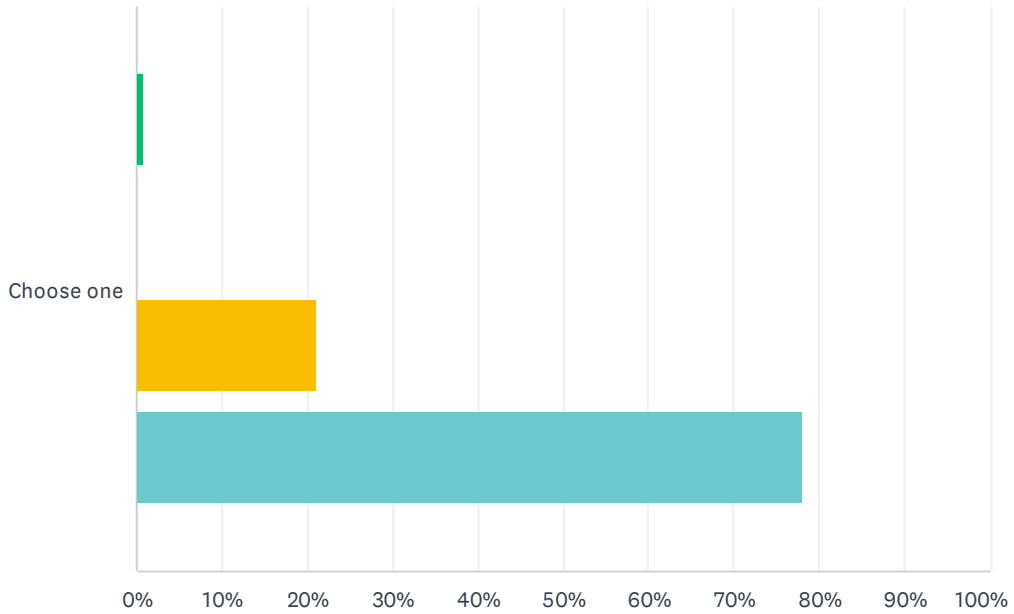


Las Animas County Outdoor Rec and Economic Impact Study

ANSWER CHOICES	RESPONSES	
Hiking/walking	80.47%	103
Observing nature/wildlife	58.59%	75
Scenic driving	49.22%	63
Dog walking	44.53%	57
Gardening	42.19%	54
Biking	40.63%	52
Fishing	34.38%	44
Social gathering	30.47%	39
Picnicking	28.13%	36
Swimming	26.56%	34
Photography/painting	21.88%	28
Skiing/snowshoeing	21.09%	27
Contemplation/meditation	21.09%	27
Farming/ranching	20.31%	26
Volunteering	19.53%	25
Boating	17.97%	23
Hunting	17.97%	23
Running	17.19%	22
Off-roading	14.84%	19
Horseback riding	14.06%	18
Climbing/bouldering	10.16%	13
Motorcycling	10.16%	13
Other (please specify)	7.81%	10
Total Respondents: 128		

## Q8 How often do you spend your free time outside?

Answered: 128 Skipped: 23

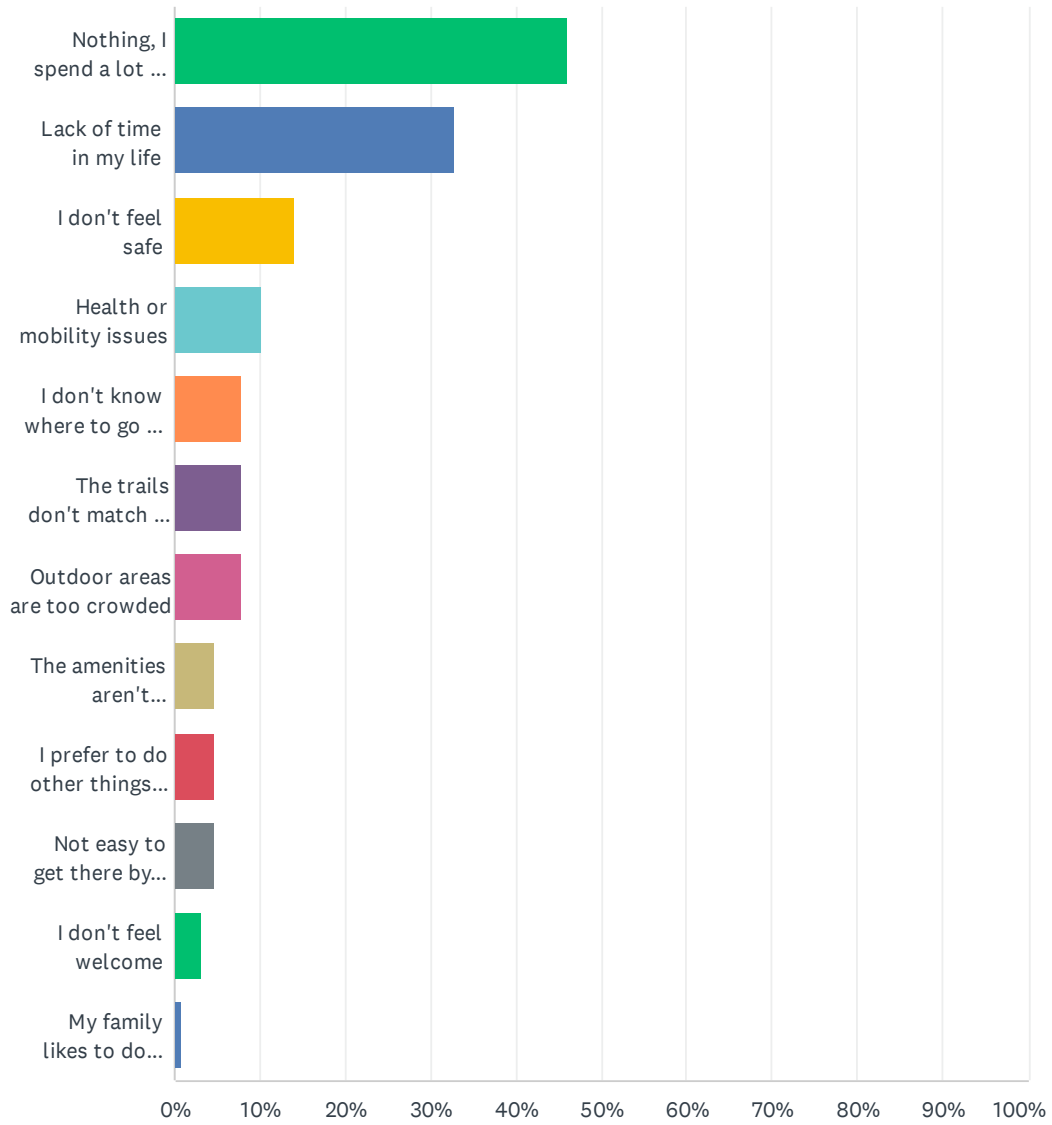


■ Never    
 ■ Rarely    
 ■ Sometimes    
 ■ Often

	NEVER	RARELY	SOMETIMES	OFTEN	TOTAL	WEIGHTED AVERAGE
Choose one	0.78%	0.00%	21.09%	78.13%		
	1	0	27	100	128	3.77

# Q9 What keeps you from spending more of your free time outside?

Answered: 128 Skipped: 23

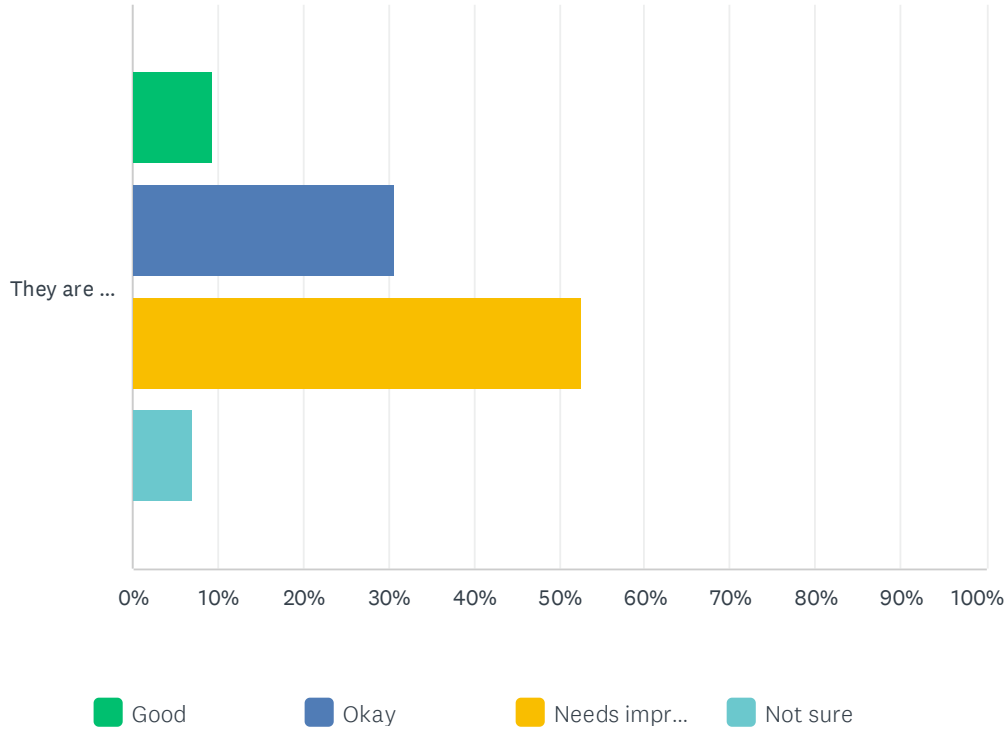


## Las Animas County Outdoor Rec and Economic Impact Study

ANSWER CHOICES	RESPONSES	
Nothing, I spend a lot of free time outside	46.09%	59
Lack of time in my life	32.81%	42
I don't feel safe	14.06%	18
Health or mobility issues	10.16%	13
I don't know where to go or what to do	7.81%	10
The trails don't match the activities I like to do	7.81%	10
Outdoor areas are too crowded	7.81%	10
The amenities aren't family-friendly	4.69%	6
I prefer to do other things with my free time	4.69%	6
Not easy to get there by bus, bike, or walking	4.69%	6
I don't feel welcome	3.13%	4
My family likes to do other things	0.78%	1
Total Respondents: 128		

### Q10 Please rate the condition of community parks, trails and facilities (not including state parks and wildlife areas).

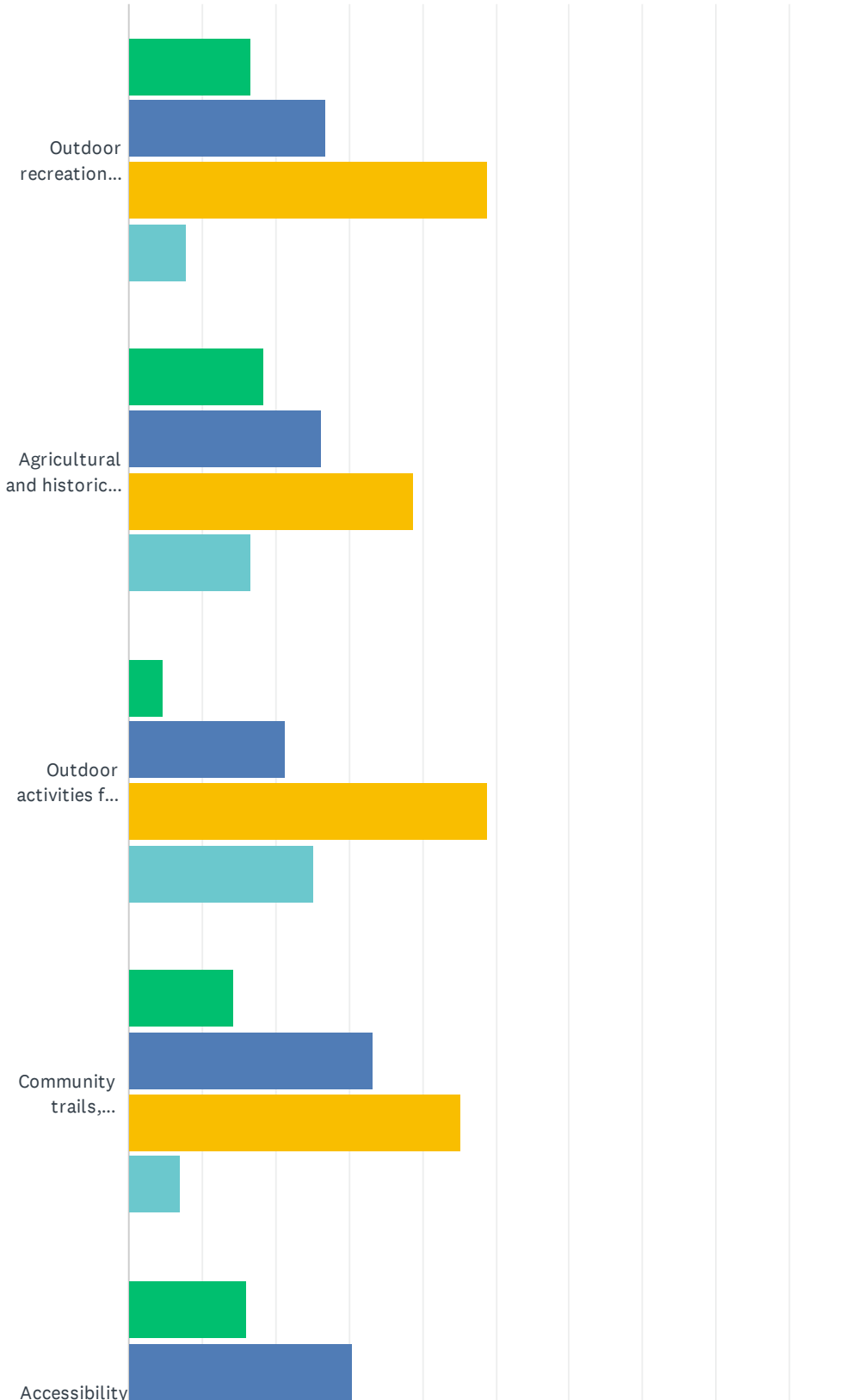
Answered: 127 Skipped: 24



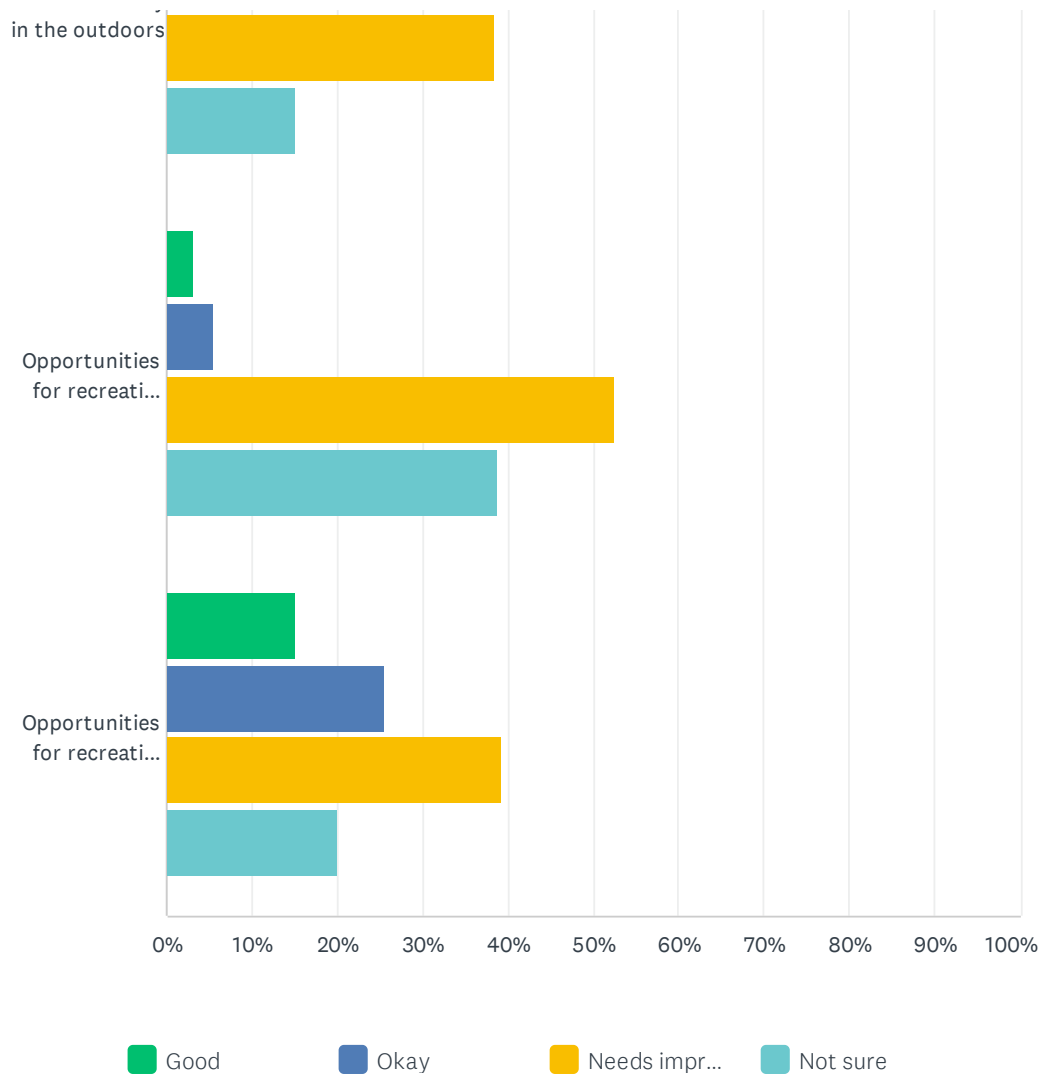
	GOOD	OKAY	NEEDS IMPROVEMENT	NOT SURE	TOTAL	WEIGHTED AVERAGE
They are ...	9.45% 12	30.71% 39	52.76% 67	7.09% 9	127	1.96

### Q11 Please rate your experience or perceptions of the following outdoor recreation opportunities in Las Animas County:

Answered: 128 Skipped: 23



## Las Animas County Outdoor Rec and Economic Impact Study



	GOOD	OKAY	NEEDS IMPROVEMENT	NOT SURE	TOTAL	WEIGHTED AVERAGE
Outdoor recreation events and programs	16.54% 21	26.77% 34	48.82% 62	7.87% 10	127	2.48
Agricultural and historic tourism	18.25% 23	26.19% 33	38.89% 49	16.67% 21	126	2.54
Outdoor activities for Children, Youth, and Families	4.72% 6	21.26% 27	48.82% 62	25.20% 32	127	2.94
Community trails, trailheads, and facilities	14.29% 18	33.33% 42	45.24% 57	7.14% 9	126	2.45
Accessibility in the outdoors	16.00% 20	30.40% 38	38.40% 48	15.20% 19	125	2.53
Opportunities for recreation in East County (East of Trinidad)	3.17% 4	5.56% 7	52.38% 66	38.89% 49	126	3.27
Opportunities for recreation in West County (Trinidad and West of I-25)	15.20% 19	25.60% 32	39.20% 49	20.00% 25	125	2.64

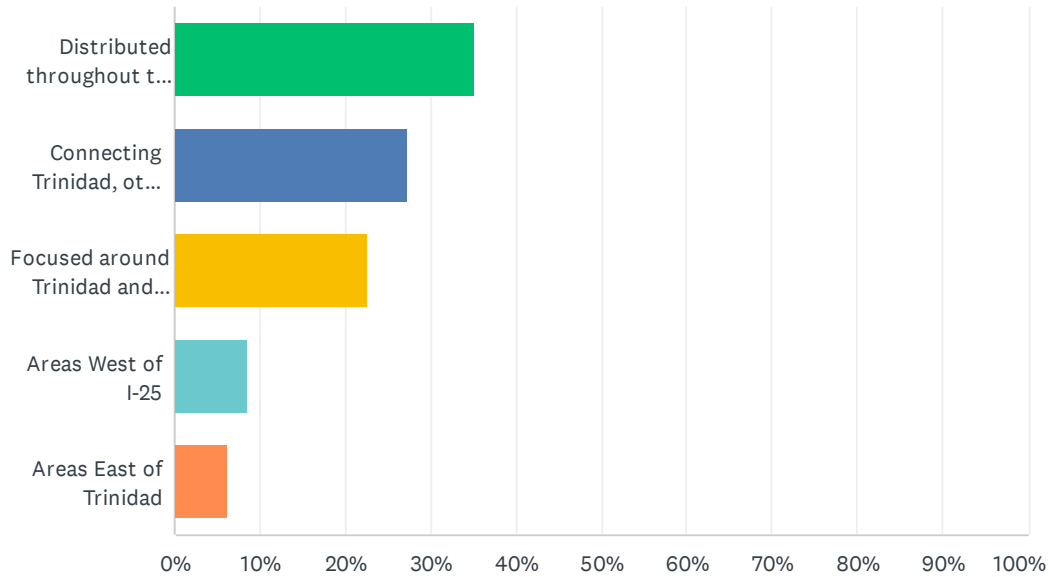
## Q12 What improvements to outdoor recreation opportunities would you like to see in Las Animas County? Why?

Answered: 128 Skipped: 23



### Q13 Where would you most like to see improvements to outdoor recreation amenities?

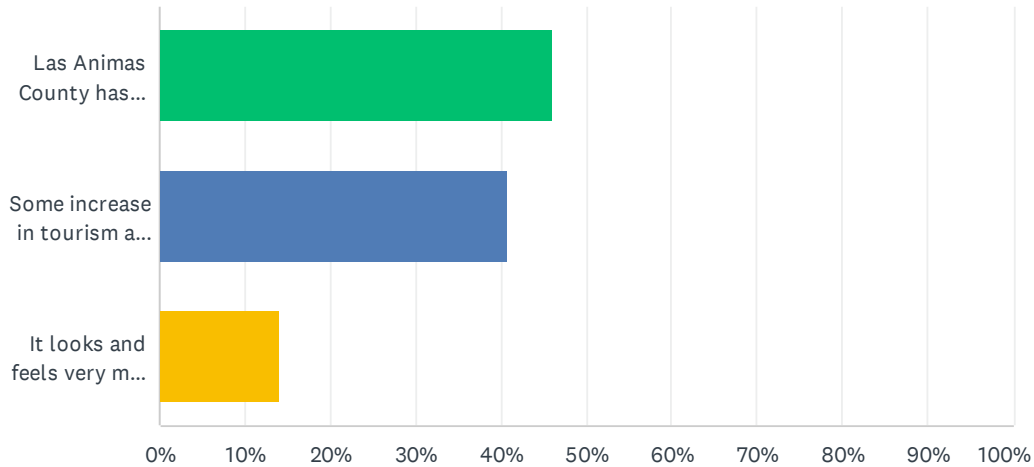
Answered: 128 Skipped: 23



ANSWER CHOICES	RESPONSES	
Distributed throughout the County	35.16%	45
Connecting Trinidad, other towns, and destinations	27.34%	35
Focused around Trinidad and other towns	22.66%	29
Areas West of I-25	8.59%	11
Areas East of Trinidad	6.25%	8
<b>TOTAL</b>		<b>128</b>

### Q14 Imagine Las Animas County in 10 years. Which of the following statements describe what you would like to see?

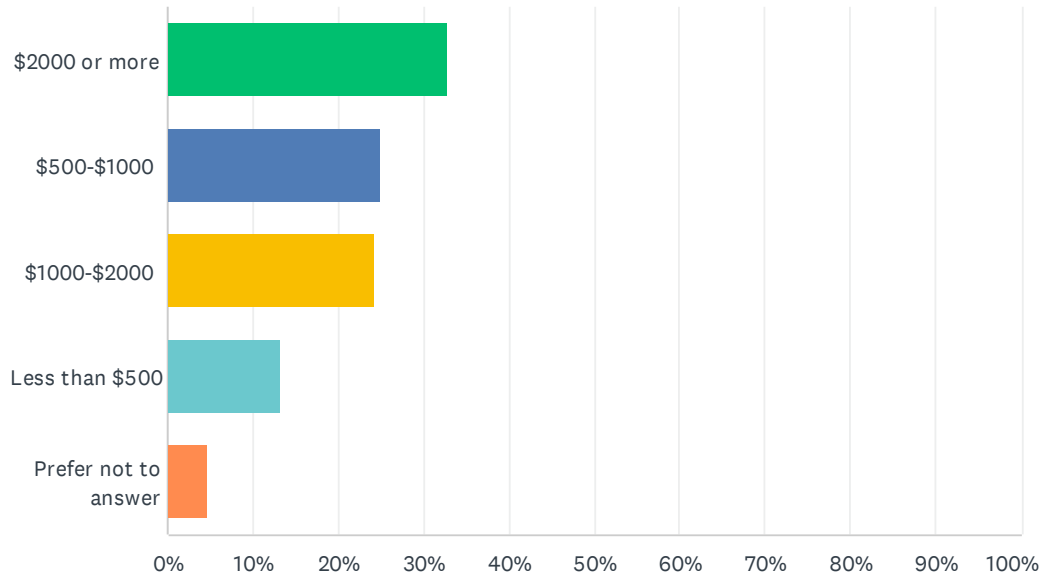
Answered: 128 Skipped: 23



ANSWER CHOICES	RESPONSES
Las Animas County has developed a thriving recreation economy with high-quality recreational amenities, increased tourism, and increased cost of living for residents.	46.09% 59
Some increase in tourism and supporting recreational amenities has helped grow the local economy.	40.63% 52
It looks and feels very much like it does today, with some outdoor recreation, some tourism, and little economic development.	14.06% 18
Total Respondents: 128	

### Q15 How much do you spend annually on outdoor recreation activities (including equipment, travel, food, lodging, etc.)?

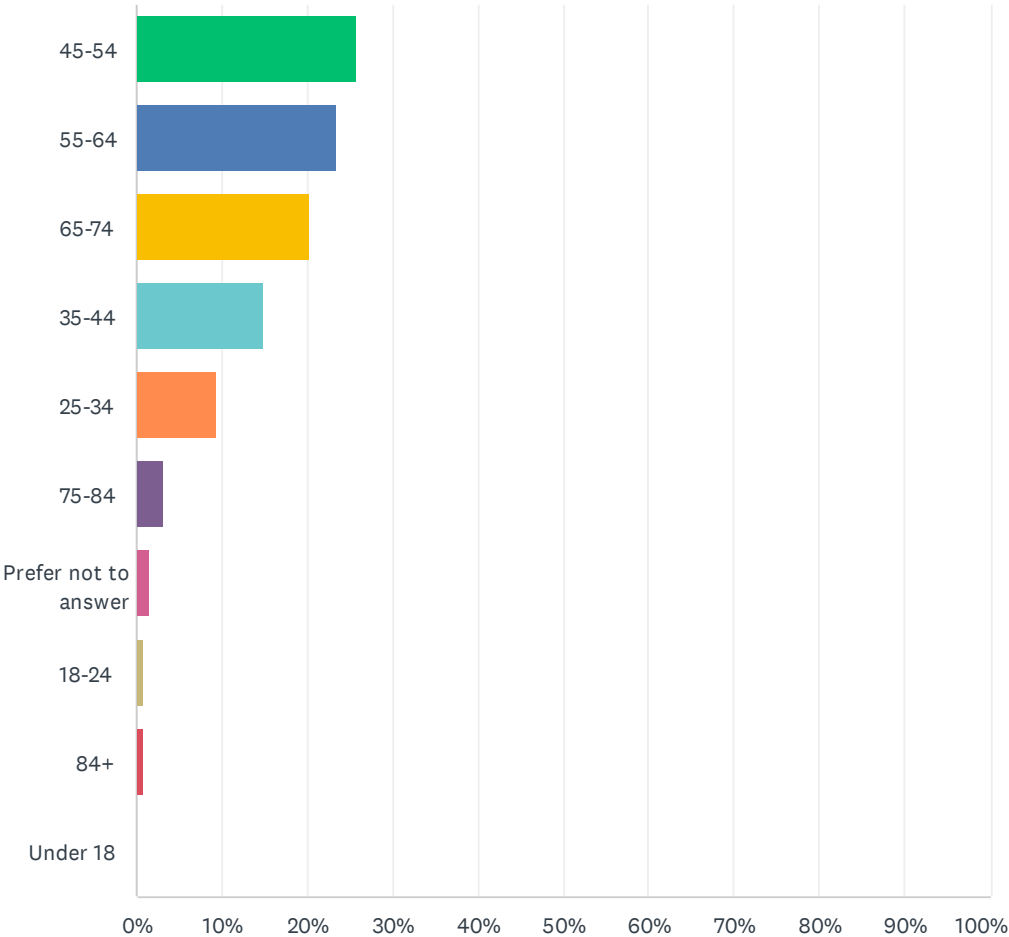
Answered: 128 Skipped: 23



ANSWER CHOICES	RESPONSES	
\$2000 or more	32.81%	42
\$500-\$1000	25.00%	32
\$1000-\$2000	24.22%	31
Less than \$500	13.28%	17
Prefer not to answer	4.69%	6
<b>TOTAL</b>		<b>128</b>

# Q16 How old are you?

Answered: 128 Skipped: 23

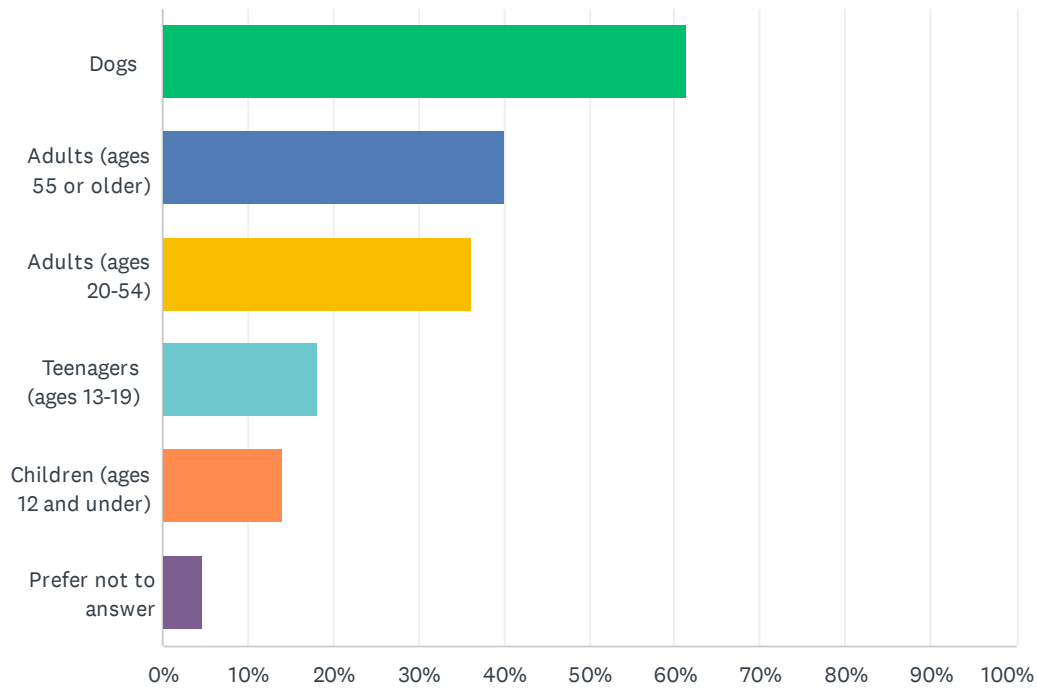


Las Animas County Outdoor Rec and Economic Impact Study

ANSWER CHOICES	RESPONSES	
45-54	25.78%	33
55-64	23.44%	30
65-74	20.31%	26
35-44	14.84%	19
25-34	9.38%	12
75-84	3.13%	4
Prefer not to answer	1.56%	2
18-24	0.78%	1
84+	0.78%	1
Under 18	0.00%	0
TOTAL	128	

### Q17 Do any of the following live in your household? (including yourself)

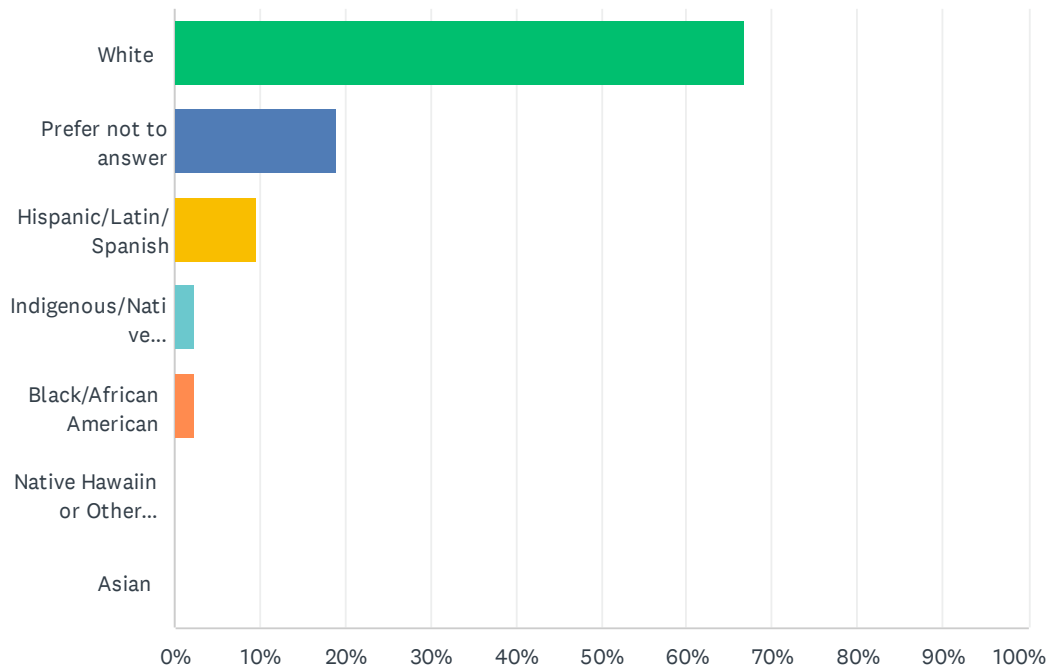
Answered: 127 Skipped: 24



ANSWER CHOICES	RESPONSES	
Dogs	61.42%	78
Adults (ages 55 or older)	40.16%	51
Adults (ages 20-54)	36.22%	46
Teenagers (ages 13-19)	18.11%	23
Children (ages 12 and under)	14.17%	18
Prefer not to answer	4.72%	6
Total Respondents: 127		

### Q18 Do you identify as...

Answered: 126 Skipped: 25



ANSWER CHOICES	RESPONSES	
White	66.67%	84
Prefer not to answer	19.05%	24
Hispanic/Latin/Spanish	9.52%	12
Indigenous/Native American/Alaska Native	2.38%	3
Black/African American	2.38%	3
Native Hawaiian or Other Pacific Islander	0.00%	0
Asian	0.00%	0
<b>TOTAL</b>		<b>126</b>